

Scaled data based on original data using
LM-79-08 Approved Method: Electrical and Photometric Measurements of Solid-
State Lighting Products

Test Report Prepared for
Cooper Lighting Solutions
(formerly Eaton)

Brand: INVUE

Report Number: P671555

Luminaire Tested: **CCP-SA-2E-750-U-SL4**

Issue Date: 04/16/2023



Test Information

Test Method: LM-79-08
Report Number: P671555
Test Lab: INNOVATION CENTER(G1)
Issue Date: 04/16/2023
Manufacturer: COOPER LIGHTING SOLUTIONS (FORMERLY EATON)
Product Line: INVUE
Catalog Number: CCP-SA-2E-750-U-SL4
Description: INVUE CLEAR CURVE POLE MOUNT LIGHT SQUARE LUMINAIRE @1050mA w/ SL4 distribution lens
Light Source: (32) 5000K CCT, 70 CRI LEDS
Ballast/Driver: ELECTRONIC DRIVER

Summary

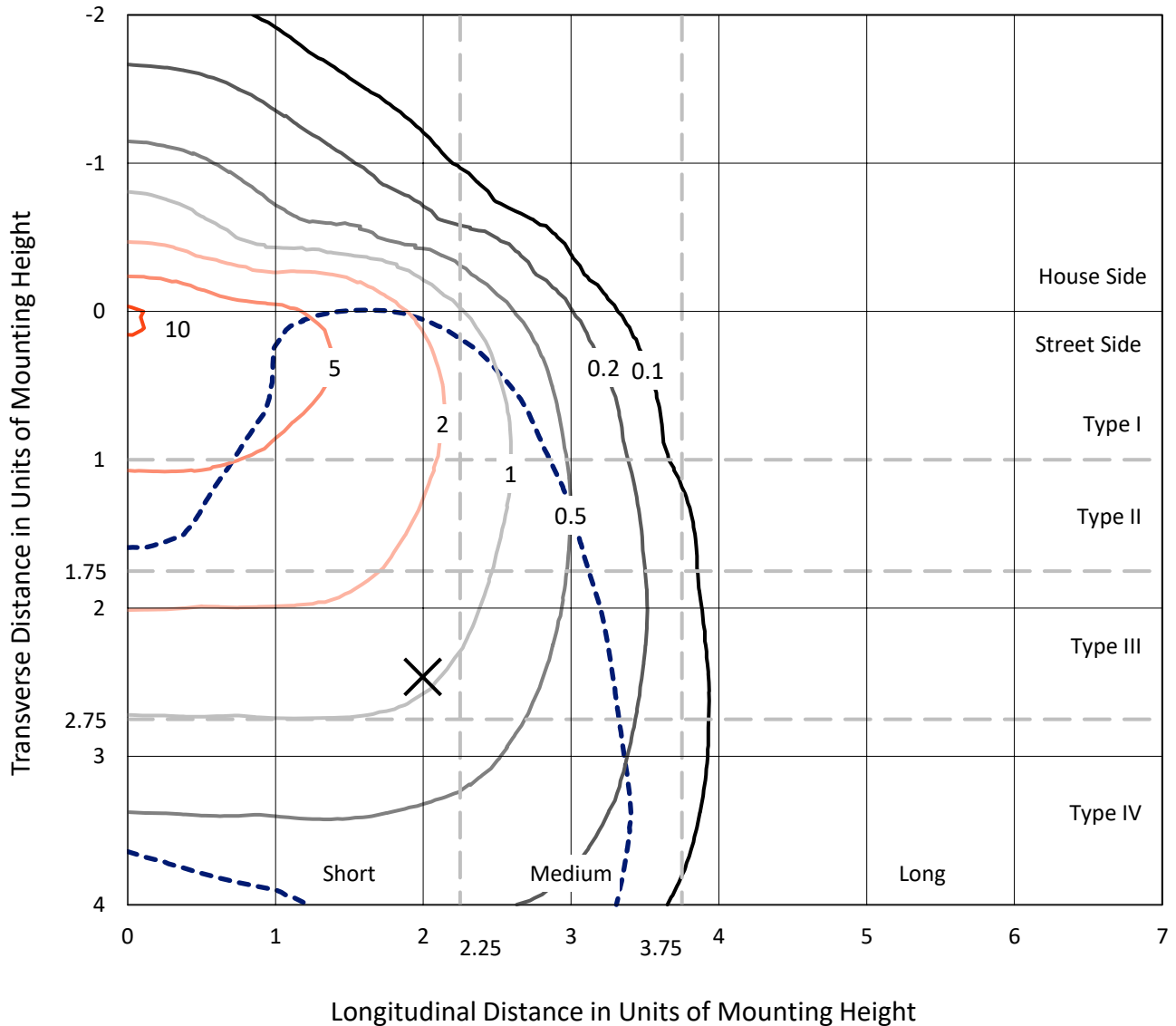
Lumens per Lamp: N/A
Luminaire Lumens: 13705.3 lumens
Efficiency: N/A
Efficacy: 128.6 lumens/watt
Luminous Opening: Rectangular (W 1' x L: 1' x H: 0')
IES Classification: Type IV - Short
BUG Rating: B2 - U0 - G3

Input Watts (W): 106.6
Input Voltage (V): 120
Input Current (Ain): NR
Voltage Rise (V): NR
Power Factor: NR
Total Harmonic Distortion (THDi): NR
Frequency (hertz): 60
Stabilization Time: NR
Operation Time: NR
Ambient Temperature (°C): NR
Test Distance: 25 FT

REPORT NUMBER: P671555
 CATALOG NUMBER: CCP-SA-2E-750-U-SL4

Iso-Footcandle Lines of Horizontal Illumination

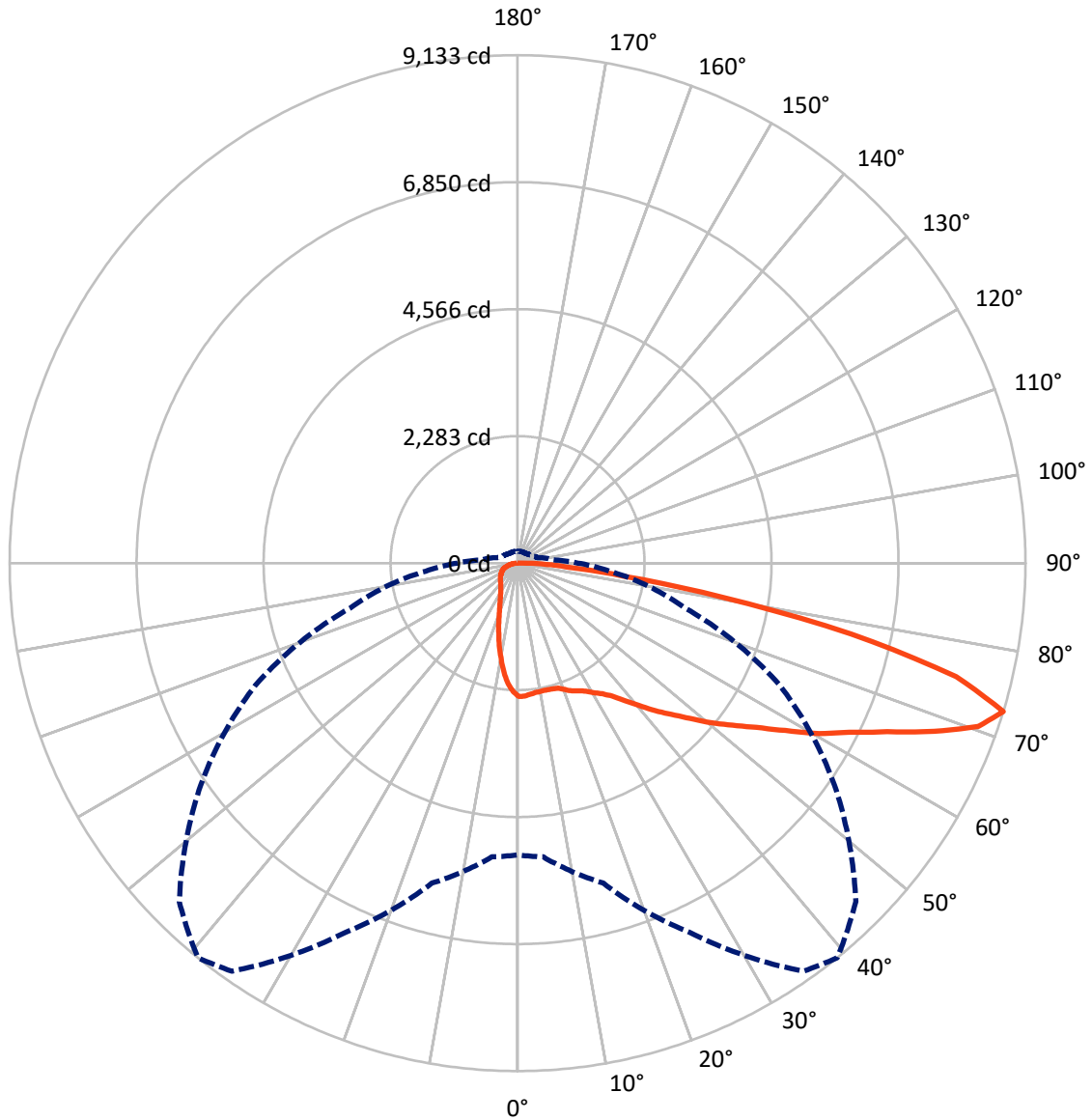
× Max cd
 - - - 1/2 Max cd



Based on 15 foot mounting height. Maximum calculated value = 10.7 fc
 Type IV - Short - N/A

REPORT NUMBER: P671555
CATALOG NUMBER: CCP-SA-2E-750-U-SL4

Luminous Intensity Polar Plot



— Vertical Plane Through 39-Deg Lateral - - - Horizontal Cone Through 72.5-Deg Vertical

REPORT NUMBER: P671555
 CATALOG NUMBER: CCP-SA-2E-750-U-SL4

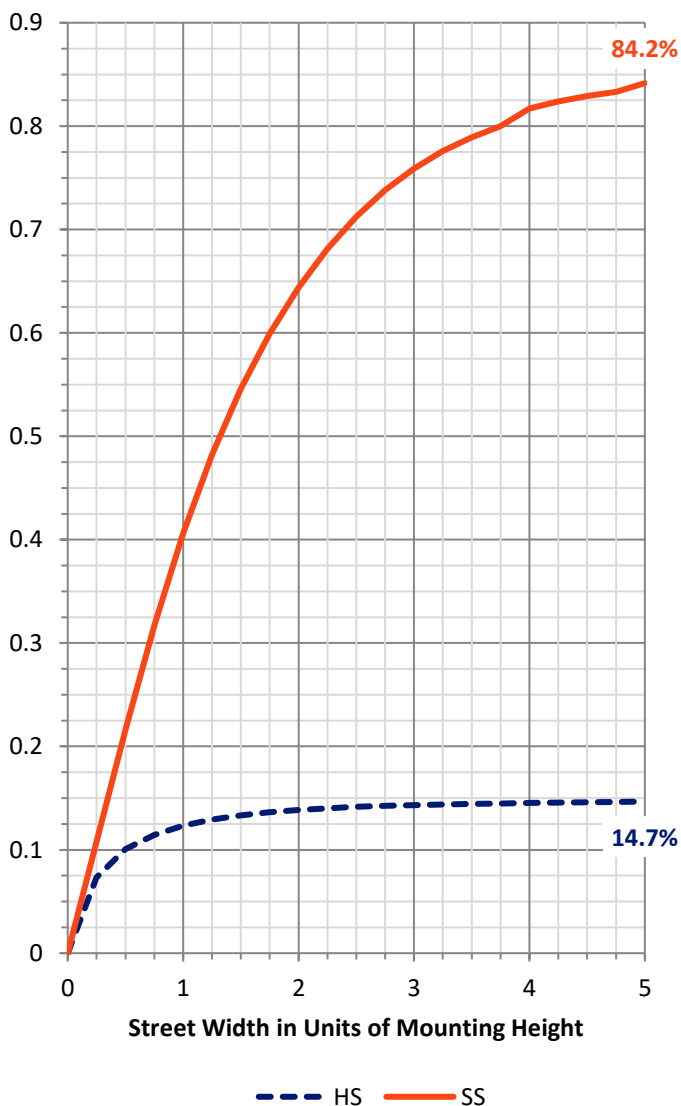
FLUX DISTRIBUTION:

		Downward	Upward	Total
House Side	Lumens	2036.9	0.0	2036.9
	% Fixture	14.9	0.0	14.9
Street Side	Lumens	11668.4	0.0	11668.4
	% Fixture	85.1	0.0	85.1
Total	Lumens	13705.3	0.0	13705.3
	% Fixture	100.0	0.0	100.0

Coefficient of Utilization

ZONAL LUMENS:

Zone	Lumens	% Fixture
0°-10°	212.0	1.5
10°-20°	541.1	3.9
20°-30°	824.3	6.0
30°-40°	1205.8	8.8
40°-50°	1846.1	13.5
50°-60°	2707.5	19.8
60°-70°	3453.0	25.2
70°-80°	2494.9	18.2
80°-90°	420.9	3.1
90°-100°	0.0	0.0
100°-110°	0.0	0.0
110°-120°	0.0	0.0
120°-130°	0.0	0.0
130°-140°	0.0	0.0
140°-150°	0.0	0.0
150°-160°	0.0	0.0
160°-170°	0.0	0.0
170°-180°	0.0	0.0
0°-90°	13705.3	100.0
0°-180°	13705.3	100.0



REPORT NUMBER: P671555

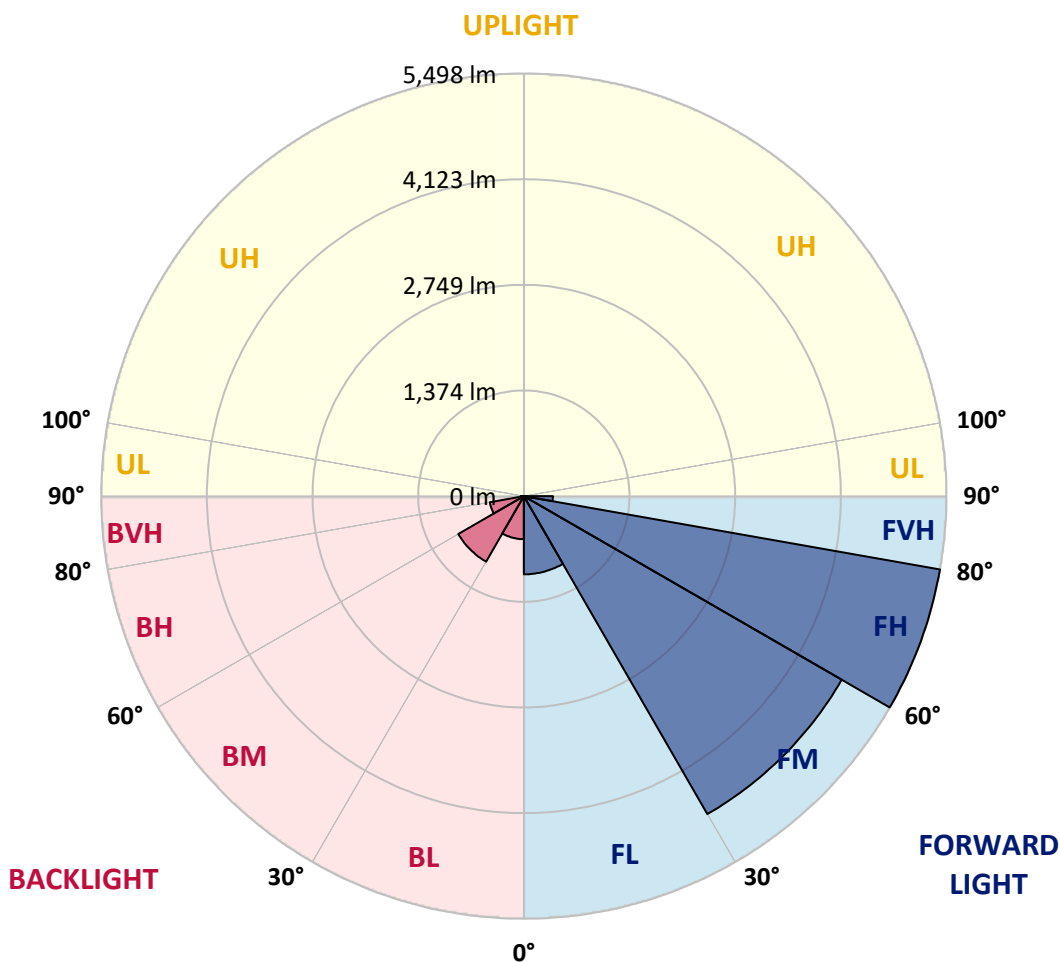
CATALOG NUMBER: CCP-SA-2E-750-U-SL4

LUMINAIRE CLASSIFICATION SYSTEM LUMEN TABLE AND BUG RATING:

Zone	Lumens	% Fixture	Zone Rating/Lumen Limit		
			B	U	G
FL (0°-30°)	1017.1	7.4			
FM (30°-60°)	4775.3	34.8			
FH (60°-80°)	5497.8	40.1			G3/7500
FVH (80°-90°)	378.2	2.8			G3/500
BL (0°-30°)	560.2	4.1	B2/1000		
BM (30°-60°)	984.0	7.2	B1/1000		
BH (60°-80°)	450.1	3.3	B1/500		G1/500
BVH (80°-90°)	42.6	0.3			G1/100
UL (90°-100°)	0.0	0.0		U0/0	
UH (100°-180°)	0.0	0.0		U0/0	

BUG Rating: B2-U0-G3

Type IV Short





REPORT NUMBER: P671555

CATALOG NUMBER: CCP-SA-2E-750-U-SL4

CANDELA DISTRIBUTION (FULL):

	0°	5°	15°	25°	35°	39°	45°	55°	65°	75°	85°
0°	2399.0	2399.0	2399.0	2399.0	2399.0	2399.0	2399.0	2399.0	2399.0	2399.0	2399.0
2.5°	2435.1	2440.2	2429.9	2419.6	2414.5	2393.9	2414.5	2404.2	2393.9	2393.9	2393.9
5°	2404.2	2409.3	2409.3	2399.0	2404.2	2368.2	2363.0	2368.2	2352.7	2342.4	2337.3
7.5°	2357.9	2368.2	2388.7	2383.6	2363.0	2347.6	2352.7	2347.6	2321.8	2306.4	2265.2
10°	2321.8	2332.1	2342.4	2352.7	2347.6	2342.4	2337.3	2316.7	2311.5	2275.5	2234.3
12.5°	2285.8	2285.8	2290.9	2332.1	2337.3	2337.3	2306.4	2306.4	2290.9	2285.8	2224.0
15°	2249.7	2265.2	2306.4	2316.7	2337.3	2347.6	2332.1	2332.1	2306.4	2270.3	2224.0
17.5°	2260.0	2285.8	2327.0	2352.7	2363.0	2363.0	2383.6	2368.2	2332.1	2311.5	2265.2
20°	2311.5	2316.7	2368.2	2414.5	2424.8	2424.8	2404.2	2388.7	2363.0	2327.0	2265.2
22.5°	2342.4	2378.4	2440.2	2466.0	2496.9	2496.9	2471.1	2435.1	2399.0	2363.0	2296.1
25°	2476.3	2481.4	2507.2	2548.3	2563.8	2543.2	2517.4	2476.3	2429.9	2393.9	2332.1
27.5°	2568.9	2594.7	2625.6	2646.2	2620.4	2605.0	2584.4	2538.0	2502.0	2471.1	2383.6
30°	2738.8	2707.9	2728.5	2738.8	2692.5	2702.8	2646.2	2605.0	2563.8	2563.8	2466.0
32.5°	2841.8	2867.5	2846.9	2841.8	2805.7	2800.6	2764.6	2718.2	2692.5	2723.4	2589.5
35°	3022.0	3006.5	3006.5	3001.4	2960.2	2934.4	2934.4	2852.1	2877.8	2944.7	2780.0
37.5°	3114.6	3109.5	3140.4	3166.1	3124.9	3140.4	3124.9	3088.9	3099.2	3217.6	3016.8
40°	3207.3	3243.3	3305.1	3315.4	3341.2	3361.7	3351.5	3346.3	3387.5	3578.0	3336.0
42.5°	3294.8	3325.7	3418.4	3500.7	3562.5	3629.5	3634.6	3634.6	3768.5	4041.3	3722.1
45°	3408.1	3433.8	3562.5	3727.3	3830.2	3876.6	3917.7	3964.1	4144.3	4468.6	4134.0
47.5°	3562.5	3583.1	3737.6	3943.5	4144.3	4170.0	4252.4	4303.9	4576.7	4906.2	4556.1
50°	3783.9	3768.5	3892.0	4190.6	4386.2	4509.8	4628.2	4720.9	4988.6	5348.9	4885.6
52.5°	3964.1	3964.1	4056.7	4453.2	4720.9	4839.3	4962.8	5091.5	5400.4	5791.7	5153.3
55°	4273.0	4242.1	4298.7	4710.6	5096.7	5209.9	5446.8	5554.9	5853.5	6121.2	5379.8
57.5°	4484.0	4499.5	4566.4	5050.3	5539.4	5678.4	5915.2	5992.5	6255.0	6466.1	5544.6
60°	4762.0	4710.6	4854.7	5426.2	6028.5	6224.1	6419.8	6466.1	6661.7	6687.5	5621.8
62.5°	5029.7	5019.5	5143.0	5802.0	6553.6	6692.6	6893.4	6944.9	7027.2	6862.5	5513.7
65°	5194.5	5261.4	5493.1	6213.8	7150.8	7305.2	7506.0	7403.1	7310.4	6708.0	4983.4
67.5°	5421.0	5451.9	5807.1	6661.7	7840.6	8072.3	8247.3	7840.6	7150.8	6074.8	4195.7
70°	5472.5	5554.9	6018.2	7130.2	8551.1	8787.9	8798.2	7691.3	6569.0	4942.2	3042.6
72.5°	5246.0	5302.6	5956.4	7325.8	8957.8	9132.8	8602.6	6955.2	5204.8	3114.6	1657.7
75°	4412.0	4571.6	5184.2	6723.5	8211.3	8144.4	7289.8	5307.8	3124.9	1379.7	700.1
77.5°	3073.4	3078.6	3717.0	4890.7	6146.9	6131.5	5199.6	3078.6	1338.5	556.0	411.9
80°	1364.3	1462.1	1848.2	2635.9	3732.4	3732.4	3032.3	1529.0	669.3	360.4	283.1
82.5°	803.1	834.0	988.4	1230.4	1817.3	1915.1	1451.8	1019.3	458.2	226.5	175.0
85°	592.0	643.5	736.2	741.3	859.7	875.2	803.1	885.5	314.0	123.6	144.1
87.5°	442.7	473.6	586.9	489.1	458.2	432.4	494.2	906.1	118.4	61.8	46.3
90°	0.0	0.0	0.0	0.0	0.0	0.0	0.0	0.0	0.0	0.0	0.0



REPORT NUMBER: P671555
 CATALOG NUMBER: CCP-SA-2E-750-U-SL4

CANDELA DISTRIBUTION (continued):

	90°	95°	105°	115°	125°	135°	145°	155°	165°	175°	180°
0°	2399.0	2399.0	2399.0	2399.0	2399.0	2399.0	2399.0	2399.0	2399.0	2399.0	2399.0
2.5°	2373.3	2373.3	2363.0	2342.4	2342.4	2301.2	2311.5	2321.8	2296.1	2296.1	2301.2
5°	2337.3	2316.7	2290.9	2260.0	2239.4	2182.8	2172.5	2136.5	2131.3	2121.0	2105.6
7.5°	2265.2	2234.3	2188.0	2141.6	2074.7	2023.2	1961.4	1910.0	1889.4	1873.9	1868.8
10°	2198.3	2193.1	2115.9	2023.2	1920.3	1822.4	1729.8	1662.9	1621.7	1595.9	1590.8
12.5°	2198.3	2157.1	2049.0	1920.3	1771.0	1626.8	1508.4	1415.7	1359.1	1317.9	1302.5
15°	2188.0	2146.8	2002.6	1807.0	1637.1	1441.5	1276.7	1178.9	1096.6	1055.4	1060.5
17.5°	2198.3	2136.5	1935.7	1724.6	1487.8	1276.7	1081.1	962.7	880.3	849.4	844.3
20°	2203.4	2126.2	1884.2	1611.4	1333.4	1096.6	911.2	798.0	736.2	715.6	715.6
22.5°	2193.1	2095.3	1807.0	1477.5	1199.5	947.3	792.8	695.0	653.8	628.1	638.4
25°	2239.4	2090.2	1734.9	1364.3	1045.1	823.7	705.3	633.2	607.5	592.0	597.2
27.5°	2249.7	2090.2	1678.3	1235.6	911.2	731.0	638.4	592.0	571.4	561.1	556.0
30°	2290.9	2100.4	1611.4	1106.9	803.1	659.0	586.9	561.1	545.7	540.6	540.6
32.5°	2404.2	2131.3	1539.3	998.7	710.4	597.2	550.9	530.3	520.0	514.8	520.0
35°	2538.0	2213.7	1462.1	885.5	643.5	556.0	520.0	504.5	499.4	499.4	499.4
37.5°	2744.0	2337.3	1395.2	792.8	586.9	514.8	489.1	483.9	478.8	483.9	483.9
40°	2980.8	2471.1	1333.4	720.7	545.7	489.1	463.3	463.3	458.2	463.3	468.5
42.5°	3253.6	2635.9	1271.6	648.7	509.7	468.5	447.9	442.7	437.6	447.9	453.0
45°	3629.5	2862.4	1230.4	607.5	483.9	447.9	427.3	427.3	422.1	422.1	432.4
47.5°	3943.5	3078.6	1230.4	566.3	468.5	432.4	411.9	411.9	401.6	406.7	406.7
50°	4206.0	3263.9	1256.2	556.0	447.9	417.0	401.6	391.3	386.1	386.1	386.1
52.5°	4381.1	3377.2	1276.7	545.7	437.6	396.4	386.1	381.0	370.7	365.5	370.7
55°	4556.1	3454.4	1281.9	545.7	422.1	375.8	365.5	365.5	355.2	350.1	350.1
57.5°	4623.0	3423.5	1209.8	535.4	411.9	360.4	350.1	344.9	339.8	334.6	334.6
60°	4592.2	3310.3	1050.2	509.7	401.6	350.1	329.5	329.5	329.5	319.2	324.3
62.5°	4381.1	2924.2	844.3	468.5	386.1	329.5	308.9	319.2	319.2	314.0	314.0
65°	3825.1	2414.5	684.7	432.4	365.5	314.0	293.4	308.9	314.0	308.9	303.7
67.5°	3058.0	1858.5	566.3	391.3	339.8	288.3	272.9	288.3	293.4	288.3	288.3
70°	2100.4	1199.5	458.2	350.1	303.7	262.6	247.1	257.4	257.4	262.6	262.6
72.5°	1086.3	648.7	375.8	298.6	262.6	236.8	221.4	221.4	216.2	216.2	216.2
75°	540.6	442.7	314.0	252.3	221.4	200.8	190.5	180.2	180.2	180.2	180.2
77.5°	375.8	339.8	257.4	200.8	180.2	164.7	164.7	149.3	149.3	149.3	149.3
80°	283.1	267.7	195.6	154.4	139.0	128.7	128.7	123.6	123.6	118.4	118.4
82.5°	200.8	216.2	149.3	113.3	103.0	97.8	97.8	92.7	92.7	82.4	82.4
85°	159.6	180.2	113.3	82.4	77.2	66.9	66.9	61.8	61.8	56.6	51.5
87.5°	46.3	97.8	46.3	30.9	30.9	30.9	30.9	25.7	25.7	20.6	20.6
90°	0.0	0.0	0.0	0.0	0.0	0.0	0.0	0.0	0.0	0.0	0.0

(END OF REPORT)